


























ITEM NUMBER	DRAWING	DESCRIPTION
611		Head Can
610		Head Can Filler
607		Sill Can
607-1		Sill Flashing
608		Sill Can Insert
609		Glass Stopper
614		Horizontal
613		Open Back Filler w. Pocket
613-1		Open Back Filler w/o Pocket
612		Wall Jamb
612S		Wall Jamb w. Screw
612-1		Half Jamb
604		Vertical
606		Intermediate Vertical
603		Door Jamb
601		Header
102		Header Filler w. Mohair

ITEM NUMBER	DRAWING	DESCRIPTION
4-115		Header Clip
6-401		Corner Post w/o Pocket
6-402		Corner Post w. One Pocket
6-403		Corner Post w. Two Pockets
6-406		135 Degree Corner Mullion
SS-50		4 1/8" x 3/4" 10 ga. Steel Channel
4-118		Horizontal Clip
613-2		1" Pocket Filler