














ITEM NUMBER	DRAWING	DESCRIPTION
611		Head Can
710		Head Can Filler
607		Sill Can
708		Sill Can Insert
709-S		Glass Stopper for Sill Can
714		Horizontal
713		Horizontal Filler
709-H		Glass Stopper for Horizontal
712		Wall Jamb
704		Vertical
706		Intermediate Vertical
SS-60		2 1/2" x 1 1/2" 10 ga. Steel Channel
4-119		Horizontal Clip
7-401		90° Corner Post (Offset)
7-402		90° Corner Post (Offset)
7-403		90° Corner Post (Offset)