















ITEM NUMBER	DRAWING	DESCRIPTION
611		Head Can
810		Head Can Filler
607		Sill Can
808		Sill Can Insert
709-S		Glass Stopper for Sill
814		Horizontal
813		Horizontal Filler
709-H		Glass Stopper for Horizontal
812		Wall Jamb
804		Vertical
806		Intermediate Vertical
4-120		Horizontal Clip
SS-61		2" x 1 1/2" 10 ga. Steel Channel
817		Pocket Reducer
8-401		90° Corner Post (Offset)
8-402		90° Corner Post (Offset)
8-403		90° Corner Post (Offset)