
















ITEM NUMBER	DRAWING	DESCRIPTION
H-DR4T36		4" Tapered Rail
H-DR4S36		4" Squared Rail
H-DR10-S36		10" Squared Rail
H-SR		Sidelight Rail
H-PR45		Patch Rail
H-PIBLOCK		Pivot Block
H-DRCLADT		Cladding w. Cylinder hole
H-DRCLADTH		Cladding w/o. Cylinder hole
H-BLOCK		Brass Lock (swing door)
H-SBLOCK		Brass Lock (sliding door)
H-CYL		Key Cylinder
H-TT		Thumb Turn Cylinder
H-DCYL		Dummy Cylinder
H-TEC		End Cap for Tapered Rail
H-SEC		End Cap for Squared Rail