

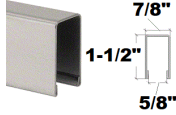








HAND RAIL HARDWARE

 <p>2" Diameter Handrail Cap for 1/2"-5/8" Glass</p>	<p>2" Round Handrail S.S 120" Mono Glass: 1/2"-5/8" BS/PS</p> <p>Item # HR2R120BS (HR1) HR2R120PS (HR2)</p>		<p>2" Round Handrail S.S 90 Degree Cap Mono Glass: 1/2"-5/8" BS/PS</p> <p>Item # HR2R90BS (HR5) HR2R90PS (HR6)</p>
	<p>Handrail Cap S.S Heavy Duty U Channel 120" Mono Glass: 1/2"-5/8" BS/PS</p> <p>Item # HRU120BS (HR3) HRU120PS (HR4)</p>		<p>2" Round Handrail S.S 135 Degree Cap Mono Glass: 1/2"-5/8" BS/PS</p> <p>Item # HR2R135BS (HR7) HR2R135PS (HR8)</p>
			<p>2" Round Handrail Sleeve BS/PS</p> <p>Item # HR2RSBS (HR9) HR2RSPS (HR10)</p>
			<p>2" Round Handrail S.S. End Cap BS/PS</p> <p>Item # HR2RSEBS (HR11) HR2RSEPS (HR12)</p>
			<p>Handrail Cap S.S. U Channel 90D Cap Mono Glass: 1/2"-5/8" BS/ PS</p> <p>Item # HRU90BS (HR13) HRU90PS (HR14)</p>
			<p>Handrail Cap S.S. U Channel 135D Cap Mono Glass: 1/2"-5/8" BS/PS</p> <p>Item # HRU135BS (HR15) HRU135PS (HR16)</p>
			<p>U Channel End Cap BS/PS</p> <p>Item # HR2REBS (HR17) HR2REPS (HR18)</p>